

Chain Tightener Kit


(used to replace wood blocks on clean grain elevator chain)

Applications: 1480 through 2388 Axial-Flow® Combines

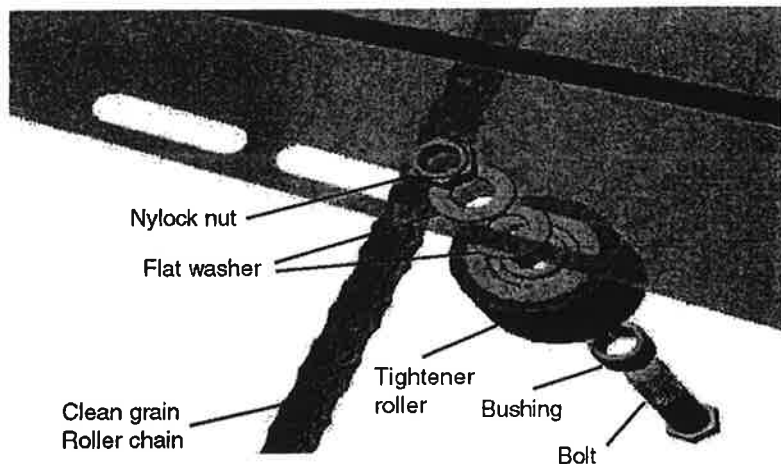
Kit Part No. 87298638

INSTALLATION INSTRUCTIONS


1. Remove wood block guide assemblies from combine bracket.



2. Install roller to uppermost portion of bottom slot. (chain should have a minimum deflection of 1/2 inch)



3. Tighten nut.



NOTE: During initial break-in, it's normal for grooves to form in roller up to rollers inside the chain.